


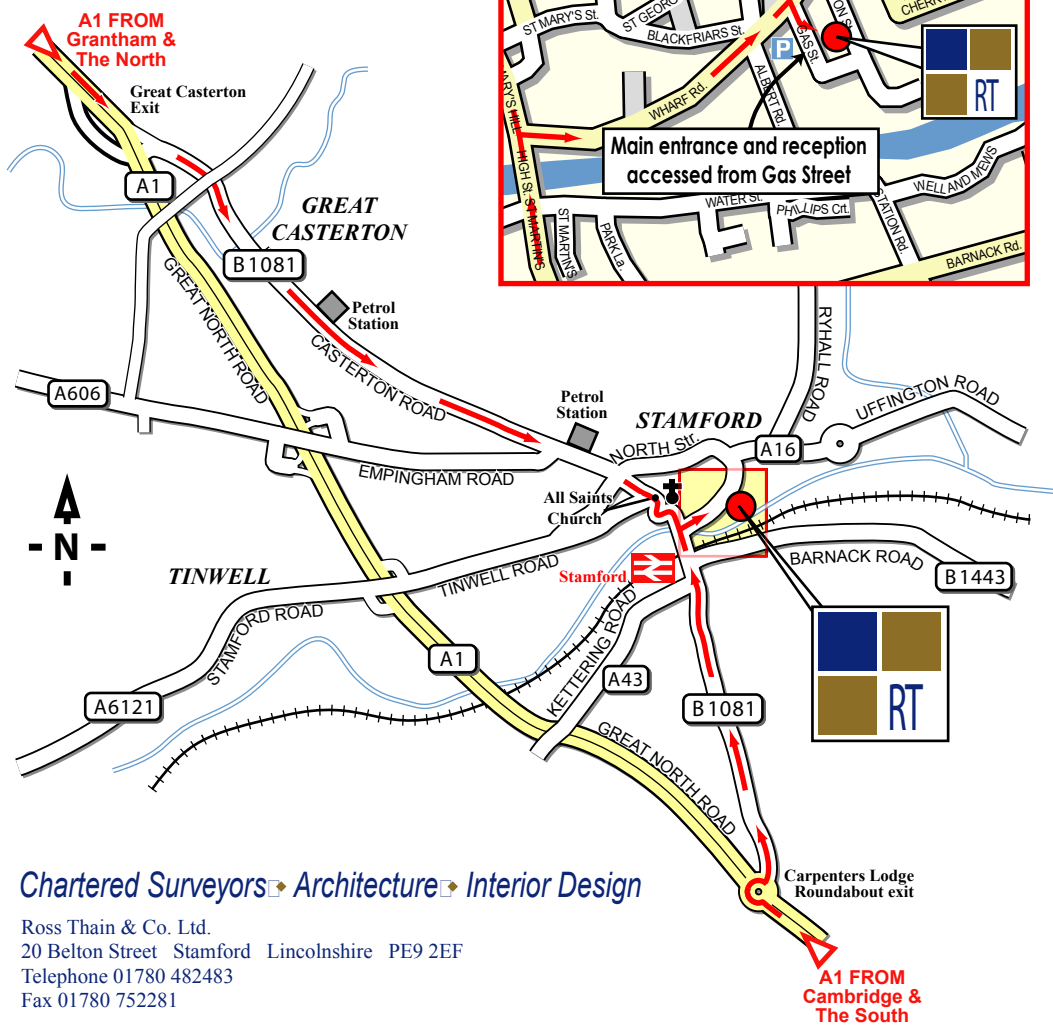



DIRECTIONS

 **Travelling from A1 southbound** take the Great Casterton exit. Follow the B1081, passing two petrol stations before coming to the Town Centre. Continue through town, then just before the river, turn left onto Wharf Rd. After 500 yds turn right onto Gas St. Our office is on the left.

 **Travelling from A1 northbound** take the Carpenter's Lodge roundabout exit. Follow the B1081 (old Great North Rd) into Stamford. Cross the river then turn immediately right onto Wharf Rd. After 500yds turn right onto Gas St. Our office is on the left.

 Parking is available in the Wharf Road Car Park adjacent to the office



Chartered Surveyors ✦ *Architecture* ✦ *Interior Design*

Ross Thain & Co. Ltd.
20 Belton Street Stamford Lincolnshire PE9 2EF
Telephone 01780 482483
Fax 01780 752281